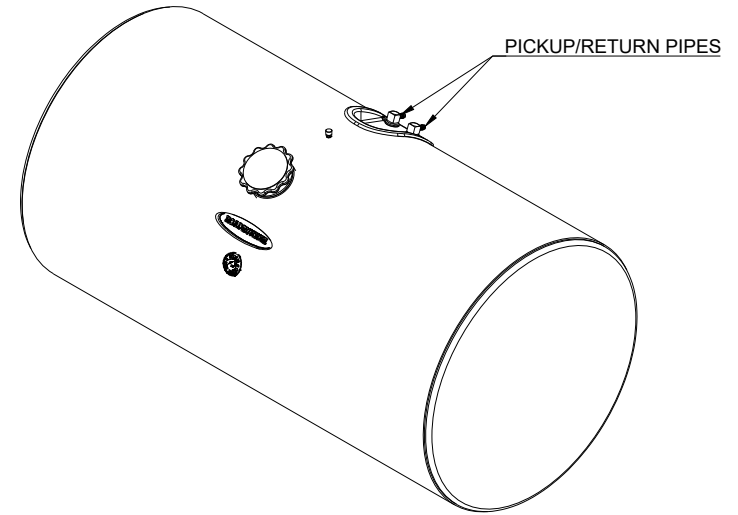
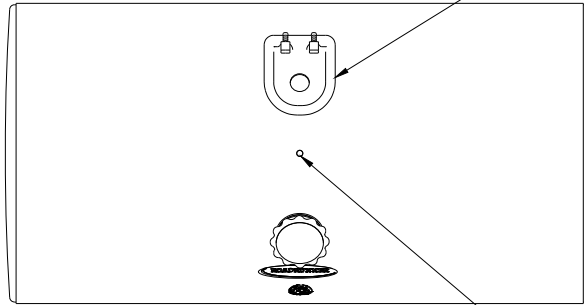


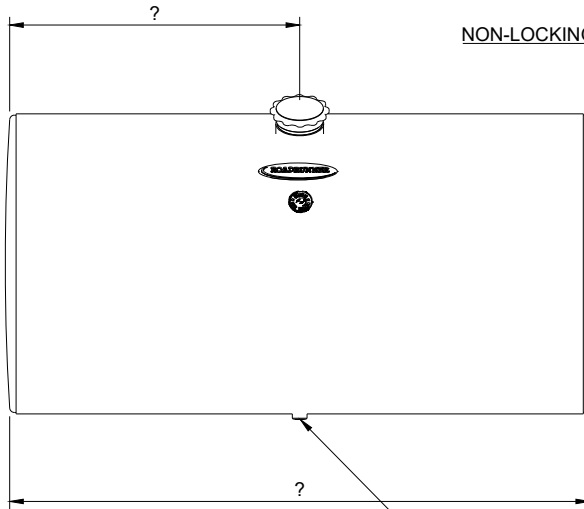
ISSUE	DETAILS	DATE
A	TO BE APPROVED FOR MANUFACTURE	

FITTING POSITIONS SHOWN ARE STANDARD. PLEASE INDICATE WITH DIMENSIONS IF REQUIRED IN A DIFFERENT LOCATION. TANK SHOWN IS SUITABLE FOR SCREW TYPE SENDER (WITH PICKUP / RETURN PIPES SEPARATE FROM THE SENDER UNIT).

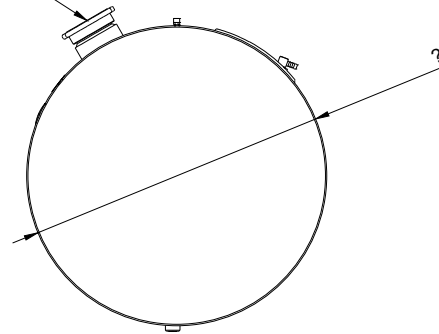
PICKUP / RETURN PIPE, SENDER UNIT MOUNTING PLATE (HORSE SHOE TYPE)
Sender Plate is supplied blank and will need to be drilled and tapped by customer unless sender is supplied for fitment



BRASS FUEL TANK BREATHER



NON-LOCKING ROADRUNNER FUEL CAP



3/8\"/>

TANK DIAMETER	
Ø 380	
Ø 460	
Ø 570	
Ø 635	
Ø 660	
Ø 710	

THIS DRAWING AND/OR ELECTRONIC MEDIA CONTAINING THIS DRAWING REMAIN THE PROPERTY OF ROADRUNNER MANUFACTURING LTD. IT MAY NOT BE COPIED OR USED IN ANY UNORTHERISED MANNER

ROADRUNNER
ROADRUNNER MANUFACTURING (NZ) LIMITED



CLIENT:

TITLE: Round Fuel Tank - Screw Type Sender Horse Shoe Mounted

DATE:

SCALE:
1:16

DRAWN BY:
Steve Tunncliffe

PRODUCT CODE:

JOB NUMBER

SHEET:

1/1

ISSUE: